

Self-Service Data Prep

Data preparation, aggregation, and reporting tools


Prep Tool enables:

- Simple data preparation, exploration, and aggregation capabilities via an intuitive interface.
- Easy filtering, enrichment, formatting, sorting, and visualization of data sets for analysis.
- Creation of unlimited prepared data views for reporting, repeatable workflow, and data sharing.
- Seamless, direct access to Minitab Statistical Software enables one-click delivery of prepped data for in-depth analysis.

Within Minitab Connect, the Prep tool provides self-service data preparation to allow data users with varying technical skills to enrich, fix, aggregate, and explore their data for analysis.

Prepped data can be saved into “Data Views” for use in repeatable workflows, visualization via charting and dashboarding tools, and popular analytics and visualization platforms.

The Prep tool interface makes it easy to filter, access statistical functions, set conditional formatting, and join or blend data using a dynamic visual environment without risking data quality, integrity, or security. Minitab Connect provides analysts with the tools to design data prep workflows and run results on data instantly without switching between applications.



Minitab Connect enables self-service data preparation, exploration, and distribution, so users across the organization are empowered to make fully-informed, strategic decisions.

With Minitab Connect you can:

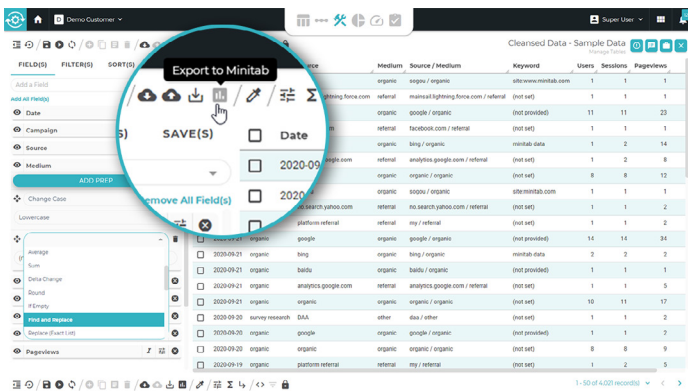
Access: Flexible, intuitive data integration tools let users connect and blend data from a variety of internal and external sources, like data warehouses, data lakes, IoT devices, SaaS applications, cloud storage, spreadsheets, and email.

Prepare: Self-service data preparation tools empower users to quickly and interactively, profile, curate, enrich, and shape diverse datasets using a spreadsheet-like interface. Data preparation steps can be shared with other users as repeatable workflows, eliminating repetitive data setup processes, and maximizing productivity.

Visualize: Dynamic, real-time visualizations with interactive elements allow users to explore data and develop deeper insights.

Transform: Create data transformation flows that support data governance and quality rules to ensure projects are fed with accurate, trustworthy data.

Govern: Industry-leading data governance tools provide the security to enable data access across lines-of-business while ensuring proper use of data assets.



Purposefully designed for users

Self-service shouldn't mean simplistic. Today's business challenges are complex, and professionals throughout the organization need sophisticated tools to analyze clean, current, connected data in the way that suits their style and skill level. Minitab Connect is designed to facilitate confident exploration by a range of users, from analysts to data scientists to database engineers, with business-user and technical-user options for data transformation and preparation.



Accelerate your digital transformation

Talk to Minitab today

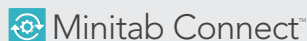
minitab.com/connect

Data Analysis



Powerful statistical software everyone can use

Data Transformation



Data access, automation, and governance for comprehensive insights

Predictive Modeling



Machine learning and Predictive analytics software

Online Stat Training



Master statistics and Minitab anywhere with online training

Visual Business Tools



Visual tools to ensure process and product excellence

Project Ideation & Execution



Start, track, manage, and execute innovation and improvement initiatives

Minitab® and the Minitab® logo are registered trademarks of Minitab, LLC in the United States and other countries. See minitab.com/legal/trademarks for more information.

©2021, Minitab, LLC. All Rights Reserved.